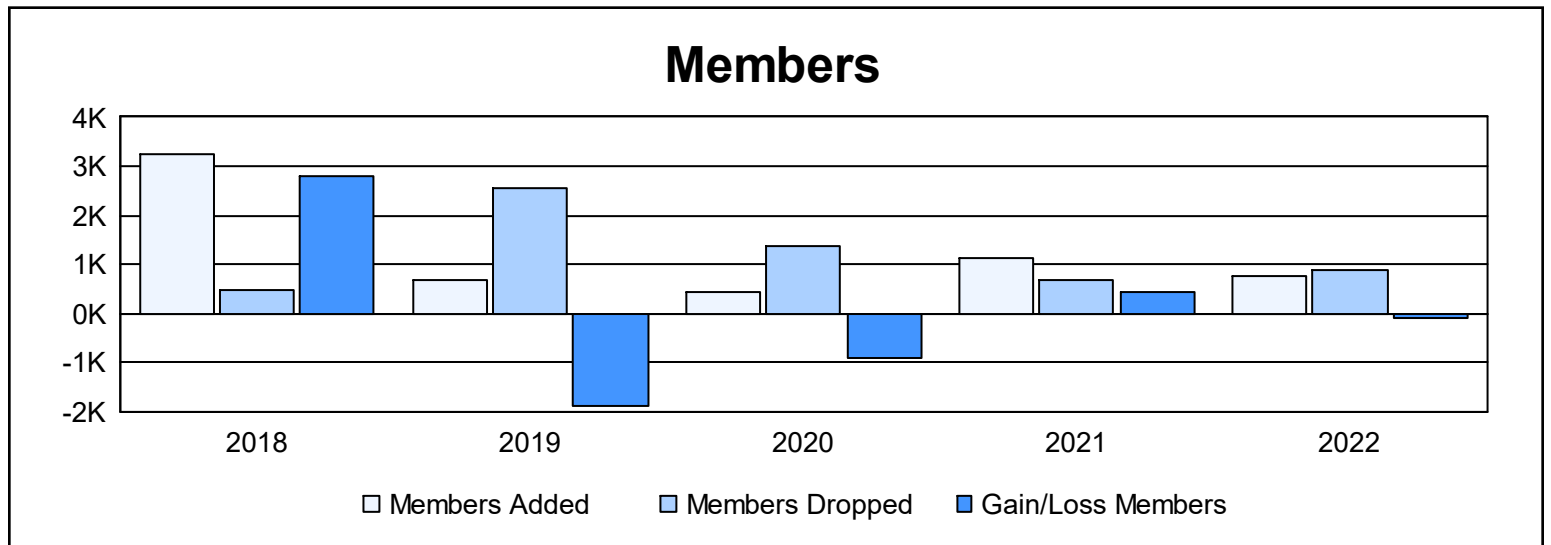
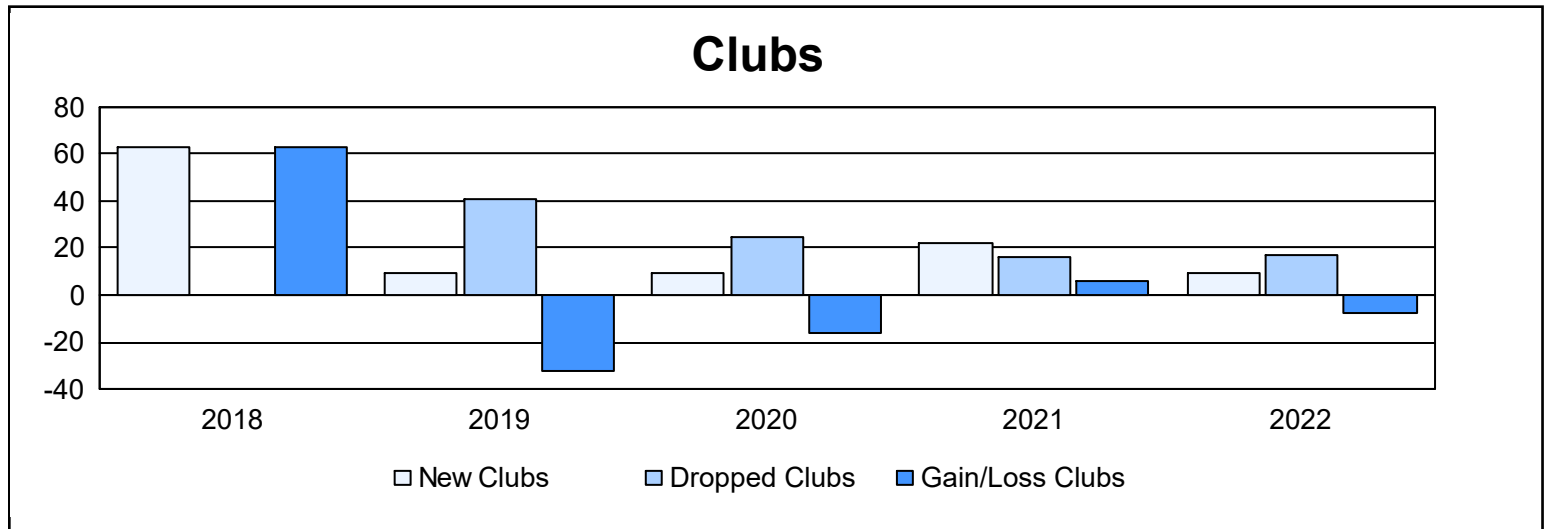
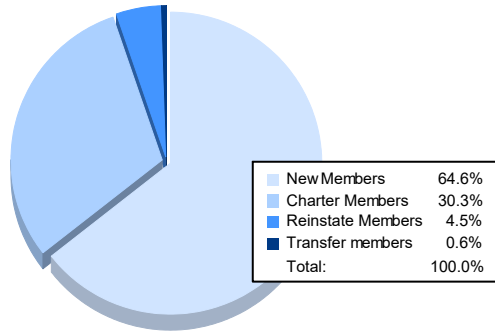


Year	New Clubs	Dropped Clubs	Gain/Loss Clubs	New Members	Charter Members	Reinstate Members	Transfer Members	Total Member Added	Total Members Dropped	Gain/Loss Members
2017-2018	63	0	63	1,788	1,384	92	1	3,265	486	2,779
2018-2019	9	41	-32	203	232	42	188	665	2,552	-1,887
2019-2020	9	25	-16	186	224	33	5	448	1,369	-921
2020-2021	22	16	6	515	577	27	10	1,129	687	442
2021-2022	9	17	-8	499	234	35	5	773	869	-96
<b>Average</b>	<b>22</b>	<b>20</b>	<b>3</b>	<b>638</b>	<b>530</b>	<b>46</b>	<b>42</b>	<b>1,256</b>	<b>1,193</b>	<b>63</b>



### Membership Composition June 2022 Cumulative



### Gender Composition June 2022 Cumulative

